

GAIL (India) Limited

Investors' & Analysts' Presentation-H1 FY 2026-27

Energizing Possibilities ...

Safe Harbour Statement

This presentation has been prepared by GAIL (India) Limited (Company or GAIL) solely for providing information about the Company.

The information contained in this presentation is only current as of its date. Certain statements made in this presentation may not be based on historical information or facts and may be "forward-looking statements", including those relating to the Company's general business plans and its future financial condition and growth prospects, and future developments in its industry and its competitive and regulatory environment. Actual results may differ materially from these forward-looking statements due to a number of factors, including future changes or developments in the Company's business, its competitive environment, information technology and political, economic, legal and social conditions in India.

This communication is for general information purposes only, without regard to specific objectives, financial situations and needs of any particular person. Company do not accept any liability whatsoever, direct or indirect, that may arise from the use of the information herein.

The Company may alter, modify or otherwise change in any manner the content of this presentation, without obligation to notify any person of such revision or changes.

Physical Performance (Standalone)

Natural Gas Transmission (MMSCMD)

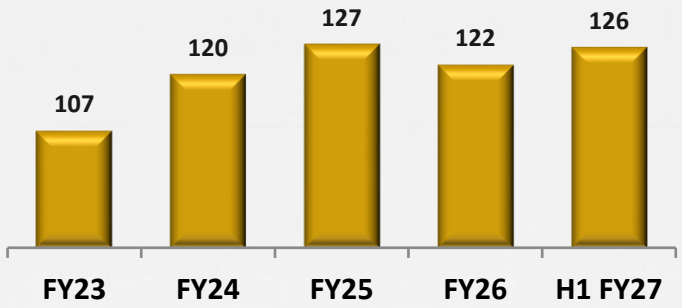

Natural Gas Marketing (MMSCMD)

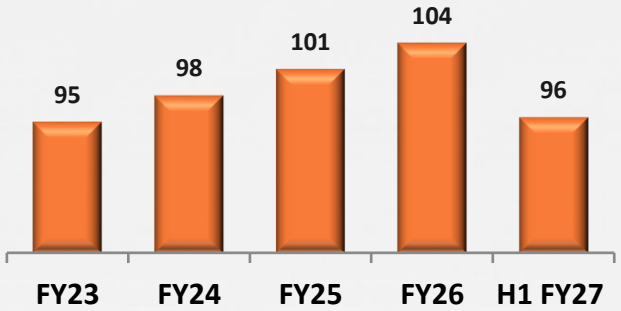

Petrochemical Sales (TMT)

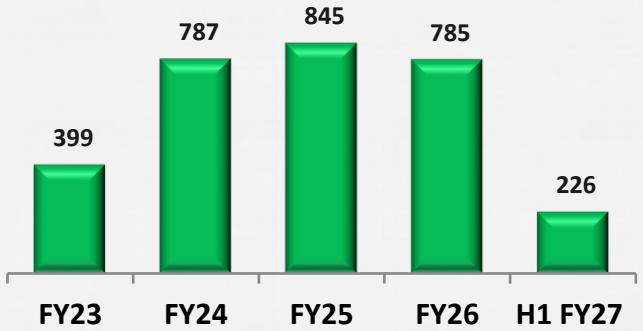

Liquid Hydrocarbons Sales (TMT)

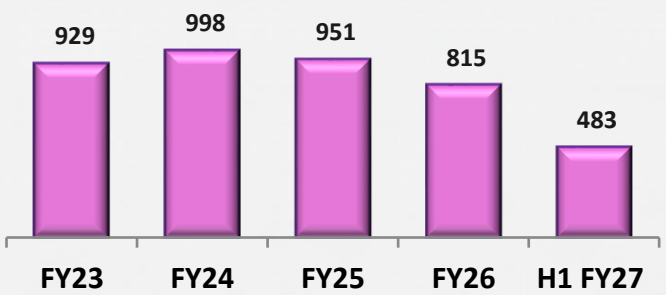

LPG Transmission (TMT)

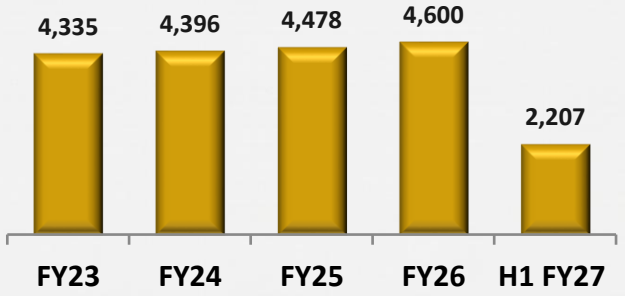

ENERGIZING POSSIBILITIES...

Natural Gas Sector Wise Supply- H1 FY26 vs H1 FY27

(H1 FY'26 - 105.47 MMSCMD)

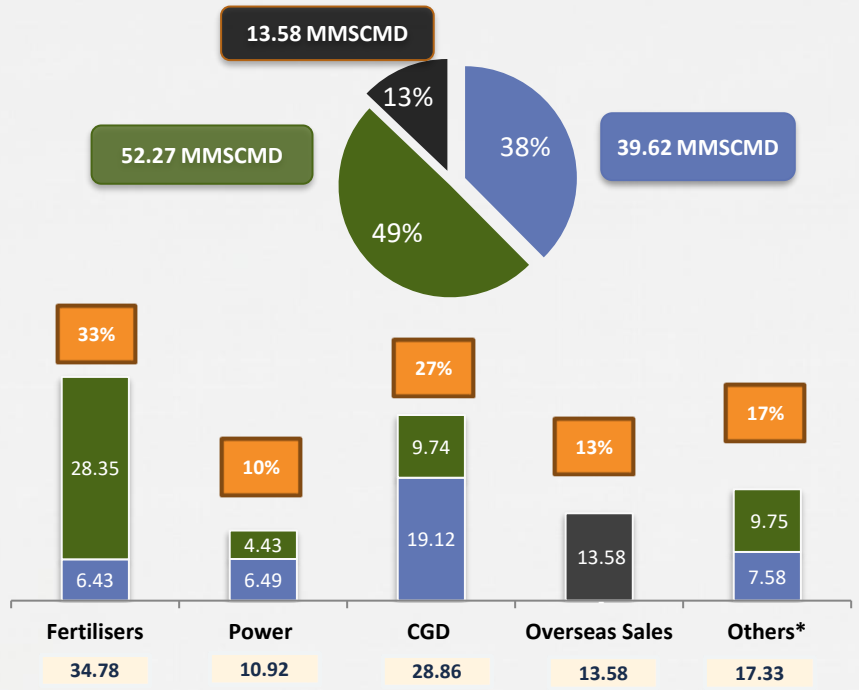

(H1 FY'27 – 95.53 MMSCMD)

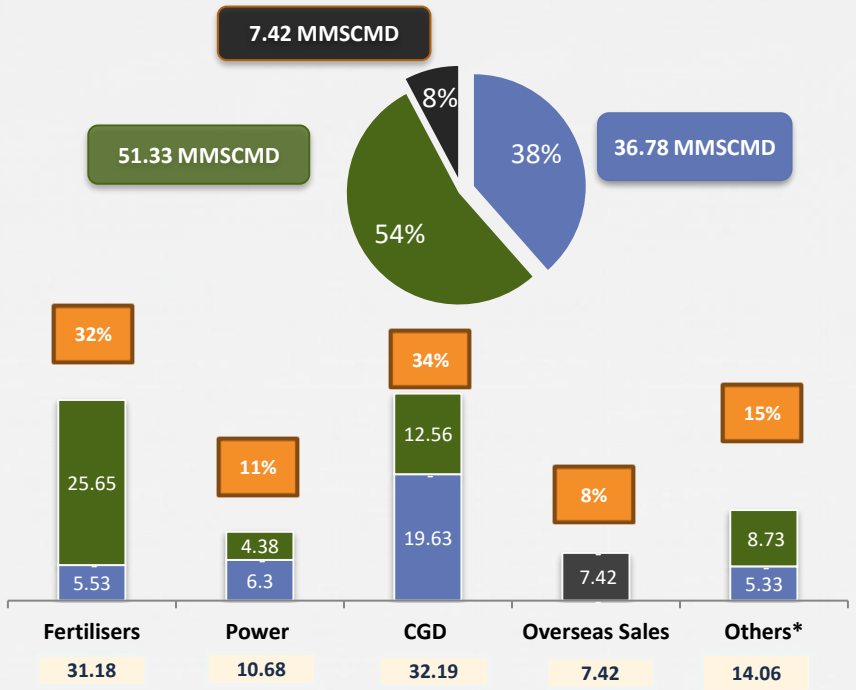

Domestic

RLNG

Overseas

ENERGIZING POSSIBILITIES...

Financial Performance (Standalone)

(USD in Millions)

Turnover (Gross)

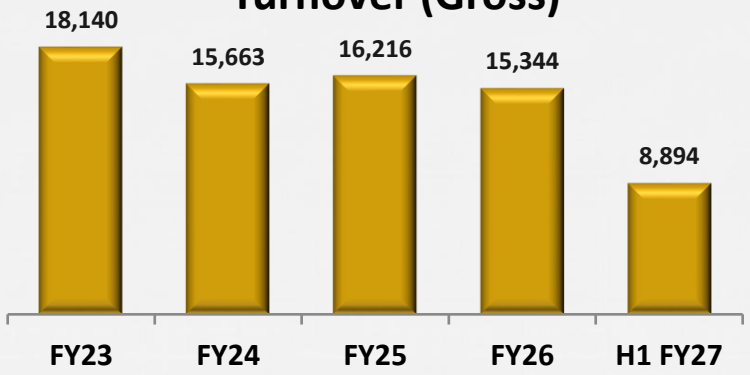

Gross Margin (EBITDA)

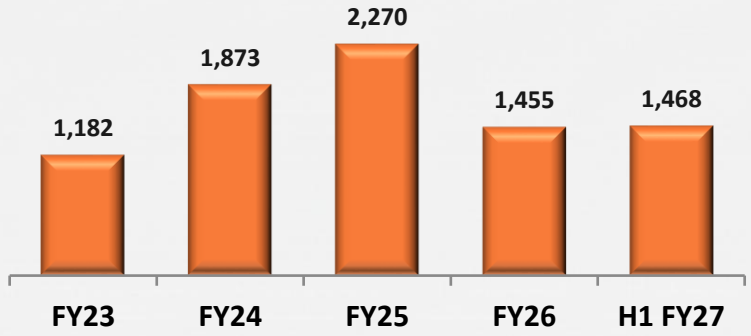

Profit Before Tax (PBT)

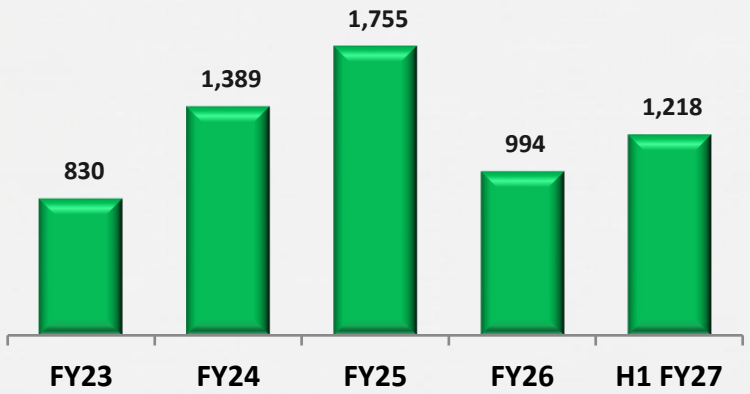

Profit After Tax (PAT)

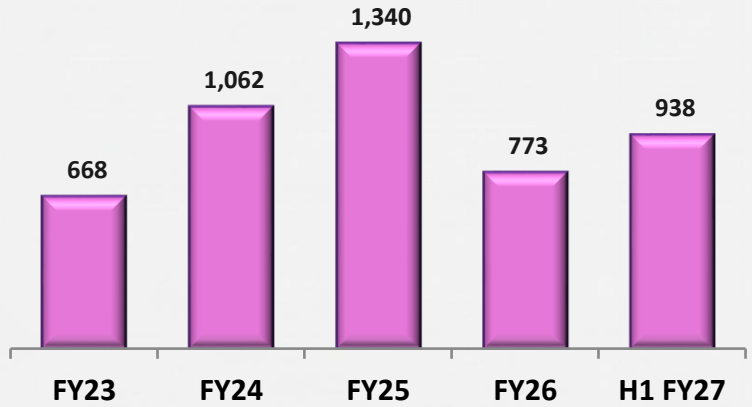

ENERGIZING POSSIBILITIES...

Balance Sheet as on 30th Sep 2026 (Standalone)

(USD in Millions)



PPE	5,514
CWIP	1,684
Investments	2,002
Others	2,172



Retained Earnings	7,124
CRR	13
OCI	657

Capital Employed
USD 11,371 Million

Net Worth
USD **7,823 Million**

LT Loan Outstanding
USD **1,397 Million**

Note:- Figures have been rounded for presentation purposes; consequently, the aggregated total may not align exactly with the sum of individual figures.

ENERGIZING POSSIBILITIES...

Key Financial Ratios

PAT to Net Worth* (in %)

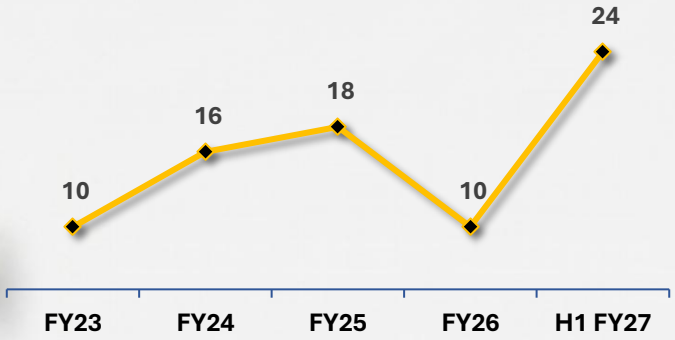

Return on Capital Employed* (in %)

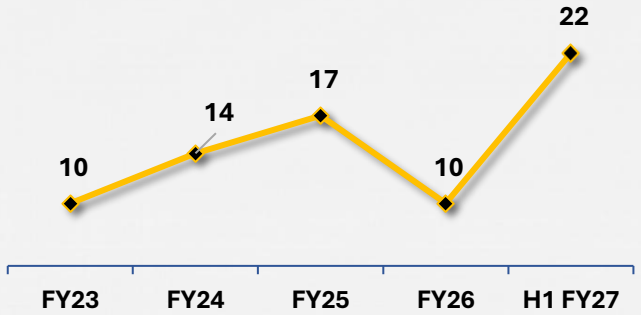

Debt Equity Ratio#

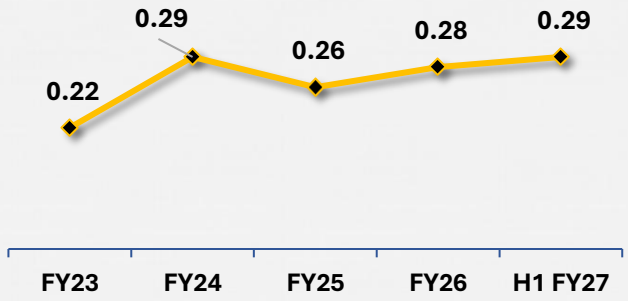

Share Price$# (in USD/Share)

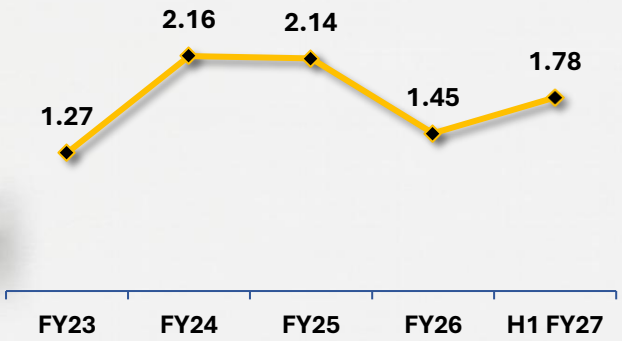

Earning Per Share*$ (USD/Share)

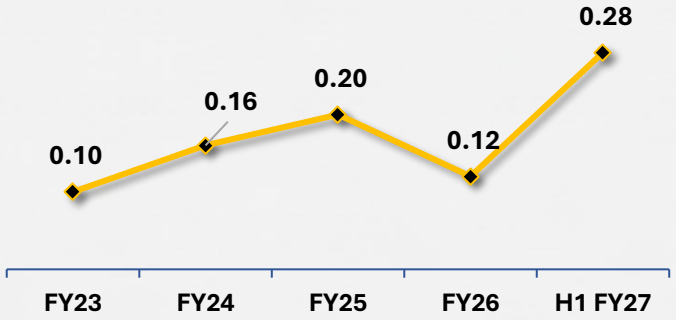

Market Capitalization# (USD Million)

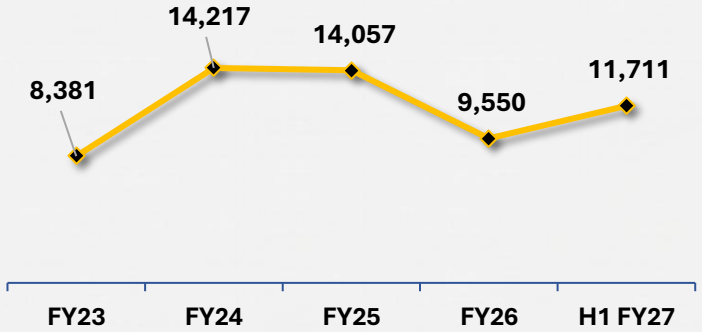

*Figures include Exceptional items and have been annualized

$ Share Price & EPS for past periods are adjusted for Bonus issue & Buy Back

#As on closing date of the period

ENERGIZING POSSIBILITIES...

Financial Performance (Consolidated)

(USD in Millions)

Turnover (Gross)

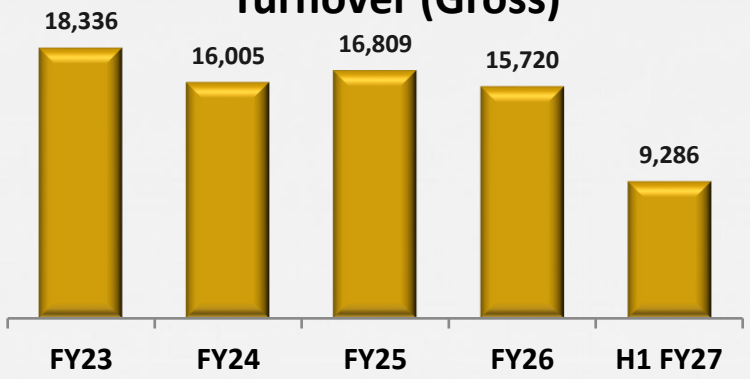

Gross Margin (EBITDA)

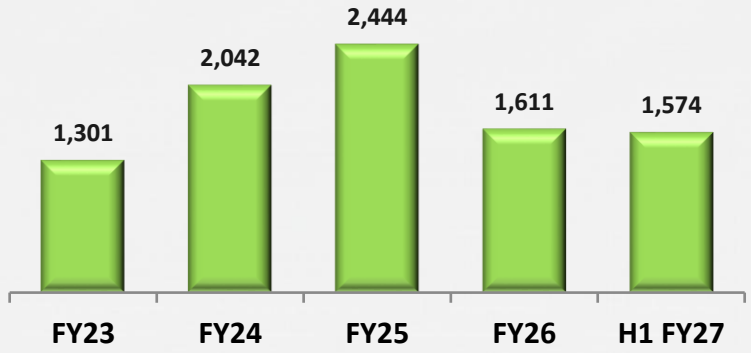

Profit Before Tax (PBT)

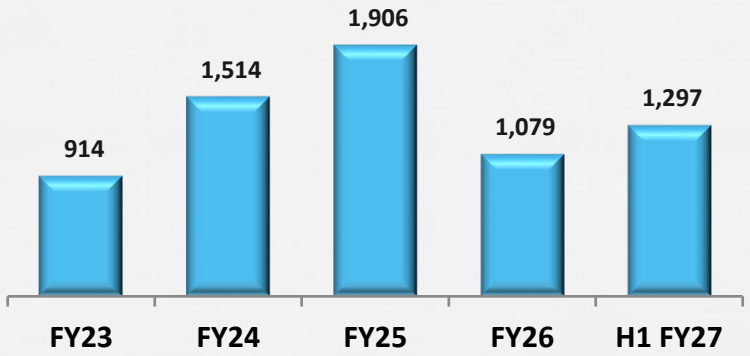

Profit After Tax (PAT)

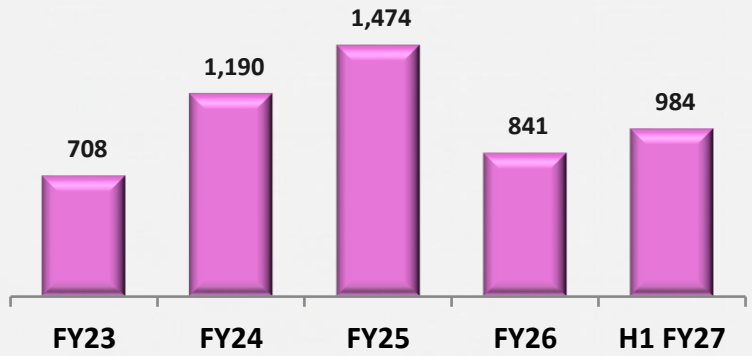

ENERGIZING POSSIBILITIES...

Capital Expenditure: H1 FY 2026-27

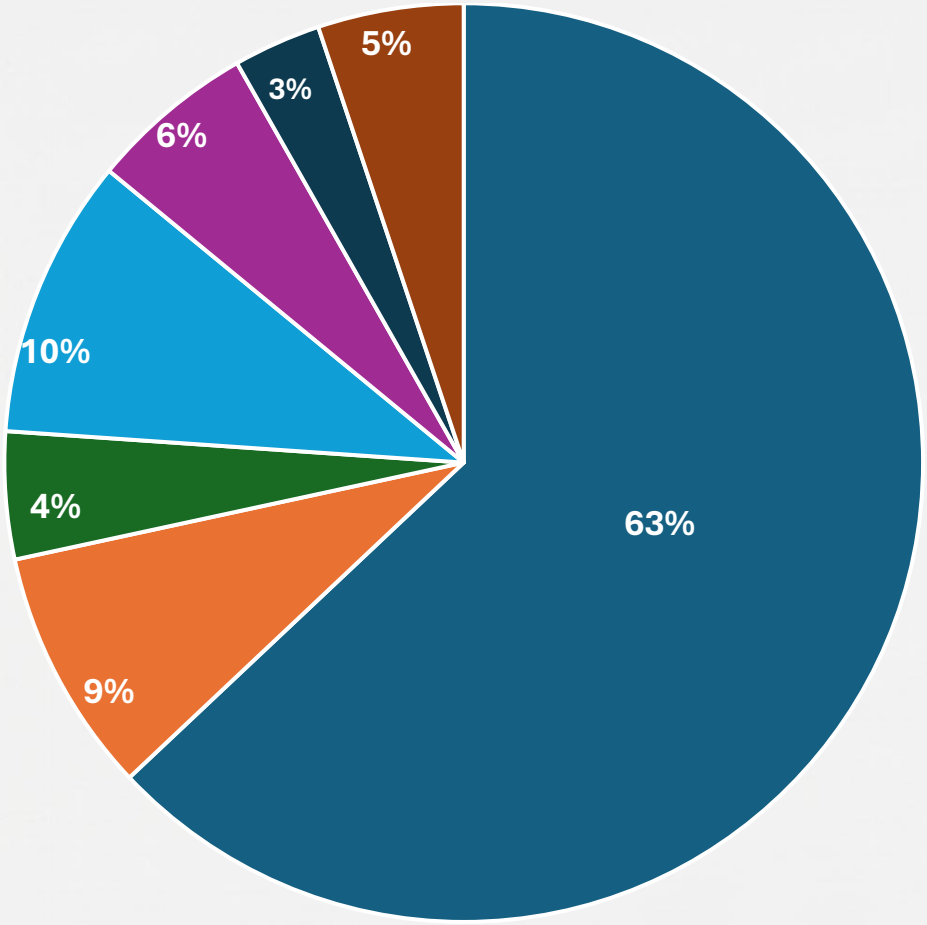

Capex Breakup	USD Million	%
Operational Capex (including ship chartering)	501	63%
Petrochemicals	78	10%
Pipelines	69	9%
Equity Contributions to JVs/ Subsidiaries	46	6%
CGD Projects	41	5%
Net Zero/Renewables	37	4%
Exploration & Production	25	3%
TOTAL	**797**	**100%**

This is against annual planned capex of ~ USD 1,353 millions for FY2026-27

ENERGIZING POSSIBILITIES...

Thank You

Investor Relations Cell

GAIL (India) Limited

irc@gail.co.in